

33rd Standard Flower Show

Old Poway 1900

Designs



Exhibits



Horticulture



2011

*Presented by
Poway Valley Garden Club*

April 16, 2011 9 a.m. to 3 p.m.

Old Poway Park, Poway, CA 92064

2011 Poway Valley Garden Club
Flower Show Committee

<i>President</i>	<i>Sharon Tooley</i>
<i>Flower Show Chair</i>	<i>Emily Troxell</i> 858-748-1025
<i>Entries Chair</i>	<i>Lucille Rosicky</i>
<i>Staging Chair</i>	<i>Sharon Tooley</i>
<i>Judges Chair</i>	<i>Emily Troxell</i>
<i>Clerks Chair</i>	<i>Rosemary Anderson</i>
<i>Design Chair</i>	<i>Adele Kelly</i>
<i>Awards Chair</i>	<i>D. A. DeGomes</i>
<i>Publicity Chair</i>	<i>Ann Dahnke</i>
<i>Hospitality Chair</i>	<i>Diane Hillman</i>
<i>Judges Luncheon</i>	<i>Ronnie Dale</i>
<i>Sales Table Chair</i>	<i>Sharon Tooley</i>
<i>Photography Chair</i>	<i>Bill Dahnke</i>
<i>Placement Chair</i>	<i>Ann Dahnke</i> © <i>Rosemary Anderson</i>
<i>Classification Consultant</i>	<i>Dyanna Madro</i>
<i>Schedule Design</i>	<i>Rosemary Anderson</i>

Powayvalleygardenclub@hotmail.com

Old Poway 1900

Poway Valley Garden Club

33rd Standard Flower Show

April 16, 2011
9 a.m. – 3 p.m.

Old Poway Park
14134 Midland Road, Poway, CA 92064



2010 - 2011 Members: 60

PVGC is a member of
National Garden Clubs, Inc., Pacific Region
California Garden Clubs Inc.
Palomar District of CGCI

Entries from the public invited in all divisions

Handicapped Accessible

No admission charge


State Conservation List

Provided by the California Garden Clubs, Inc.

<http://cagardenclubs.org/html/features/conservation/conservation.html>

Special Thanks

Poway Valley Garden Club would like to thank the City of Poway, the Community Services Department and the staff of Old Poway Park for providing the facilities, assistance with publicity and set-up/clean-up for this event. We are proud and honored to be part of this great "City in the Country."



About Old Poway Park

Old Poway Park has been created by the City of Poway to represent a way of life, suggesting sights that might be part of the lives of Powayweegans around the turn of the twentieth century. Nearby communities were at least 4 hours horseback ride or carriage trip away. Most non-perishable items needed for everyday life had to be ordered and shipped. Planning was very important. People had to grow all their fresh foods, as well as be rather creative in the way that they preserved their garden's bounty.





Table of Contents

Flower Show Committee	1
Conservation List, About Poway Park	3
Flower Show General Rules	5

DIVISION 1 – HORTICULTURE

Horticulture Rules	6
Scale of points	7
Top National and Club Awards	8
Sections:	
A. Rosa	9
B. Iridaceae	10
C. Succulents	11
D. Vegetables, fruits, berries and nuts	12
E. Annuals and Biennials	13
F. Perennials	13
G. Trees and Shrubs	14

DIVISION II – DESIGN

Design Rules	15
Scale of Points	15
Top National and Club Awards	16
Sections:	
A. Old #3, Petite Designs	17
8" Engine	17
5" Box Car	17
3 1/2" Caboose	17
B. Dining in Poway	18
Turn of the Century-Functional Table	18
Picnic Lunch-Type II Exhibition Table Design	18
Mother's Day-Bed Tray	18
C. City in the Country	19
Deputy-Novice	19
Posse-Type 1 Hanging Design	19
Sheriff-Creative Design	19

DIVISION III – SPECIAL EDUCATIONAL EXHIBITS

A. Making a miniature garden	20
B. Native Plants of California	20
C. Vermiculture (Worm beds and their uses)	20
Where the Past is Present	21
Old Poway Park	22



General Rules

Poway Valley Garden Club 33rd. Standard Flower Show

1. This is a Standard Flower Show. It conforms to the standards and objectives established by the National Garden Clubs, Inc. Rules are in compliance with the Handbook for Flower Shows 2007 (revised). The Standard System of awarding will be used in judging exhibits: one 1st (blue), one 2nd (red) one 3rd (yellow) and one or more honorable mention (white) may be awarded. All Entries judged to earn 90+ points need to be so marked.
2. Judges are accredited by National Garden Clubs, Inc., and their decisions are Final. Awards may be withheld if not merited.
3. Competition is open to any amateur gardener or flower arranger. Entries by non-club members are encouraged.
4. Entries will be received on Thursday, April 14th between 5:00 and 7:30 p.m., and on Friday, April 15th between 7:30 a.m. and 9:30 a.m.
5. Horticulture entries: All exhibitors must complete entry cards (available from the Entries Chair) and prepare their entries prior to classification. Classification will check entries for conformance to the schedule. Next, entries are logged into the official books. Lastly, entries are given to the Placement Committee to be placed in Templars Hall.
6. Design entries: All exhibitors must place their entries in their assigned location.
7. Judging begins at 10:30 a.m. Classification consultant, placement, clerks and show chairs will be present during judging.
8. No exhibits or ribbons may be removed before 3:00 p.m. Saturday, April 16th and all must be removed by 3:30 p.m.
9. All personal property must be identified on the bottom of the container. Poway Valley Garden Club and the City of Poway will not be responsible for damage or loss of property, nor for injury to person(s), but will exercise due care for the protection of all exhibits.
10. NGCI Top Exhibitor Awards may be given if all requirements are met. See Design & Horticulture rules for requirements and scale of points for the Top Exhibitor Awards.
11. This Schedule is the law of the show. All entries must conform.



Division 1 *Horticulture*

Horticulture Rules

1. All flower Show General Rules apply.
2. All cut plant material must be fresh and must have been in the possession of the exhibitor at least 90 days.
3. Exhibitors are limited to 2 entries in each class or sub-class unless otherwise specified. Entry cards need to be correctly filled out and the entry must be identified to include genus and specie.
4. All cut plant-material exhibits: Exhibitors must supply their own clear glass vases/containers that have no distracting markings. Place name on bottom of container. Exhibitors should NOT have any foliage below the water line. Wedging material to keep exhibits upright is permitted.
5. No substance (spray, oil, dye, etc.) may be applied to enhance the entries natural shine or color.
6. Length of cut branches of trees and shrubs is 12" – 30" from tip of specimen to cut end, unless otherwise specified.
7. Classification consultants will be available to help in determining class or sub-class for entries. We encourage you to study this information on your own before entering.
8. Classes may be subdivided at the discretion of the Placement Chair. Judges may request reclassification when a class is too large.
9. Plants on the State Conservation List must be grown by the exhibitor or obtained in a legal manner and so marked.
10. Double potting of container plants is permitted as specified in the schedule. Top dressing is permitted.
11. Container combination plantings must have been planted by the exhibitor at least 6 weeks prior to the Flower Show.
12. Please call the Flower Show Chair with questions.

Horticulture Scale of Points

Standard system of awarding (NGC), as listed below, will be used for all competitive judging.

FOLIAGE PLANTS

Cultural perfection	60
Prime maturity, peak of perfection, healthy.....	20
Foliage/stem true to type, typical growth pattern	10
Color pure, clear, bright, attractive, fresh.....	10
Form and size characteristic, true.....	10
Substance firm.....	5
Size and texture typical.....	5
Condition and grooming	25
Free of blemishes	10
Groomed and staged to present best appearance	10
Container clean, appropriate	5
Distinction – Superiority in all respects	10
Correct, complete name, neatly written	5
	<hr style="width: 100%; border: 0.5px solid black;"/>
	100

FLOWERING, FRUITED OR CONED PLANTS:

VEGETABLE/FRUITS (cut specimens or container grown)

Cultural perfection	60
Prime maturity, peak of perfection, healthy.....	20
Flower/inflorescence/fruit/cone: quality ideal	10
Color pure, clear, bright, attractive, fresh.....	10
Form and size characteristic, true.....	10
Substance firm and texture typical.....	5
Foliage/stem characteristic, proportionate	5
Condition and grooming	25
Free of blemishes	10
Groomed and staged to present best appearance	10
Container clean, appropriate	5
Distinction – Superiority in all respects	10
Correct, complete name, neatly written	5
	<hr style="width: 100%; border: 0.5px solid black;"/>
	100

DISPLAY OF CUT SPECIMENS OR CONTAINER GROWN PLANTS

Decorative effect	40
Cultural perfection	40
Staging	10
Correct and suitable labeling	10
	<hr style="width: 100%; border: 0.5px solid black;"/>
	100



Horticulture Awards

Top National Awards

Award of Horticultural Excellence – This award may be given to the exhibit judged as the finest in the entire Horticultural Division. The winner must be a properly named blue ribbon winner scoring 95 points or more. It is represented by a rosette of green, orange and blue ribbons.

Award of Merit – This is a Section Award which may be presented to properly named blue ribbon winners scoring 95 points or more. It is represented by a rosette of orange ribbons and may be awarded in section A,B,C, D,E and F.

Arboreal Award – This is a section award which may be presented to a properly named blue ribbon winner scoring 95 points or more in Section G. It is represented by a rosette of green ribbon in two shades.

Sweepstakes Award – This may be awarded to the exhibitor receiving the most blue ribbons in the Horticultural Division. In the event of a tie, red ribbons will be counted. It is represented by a rosette of greens and white ribbons.

Poway Valley Garden Club Awards

Mary Sokach Memorial Award – This award is available to Poway Valley Garden Club members only. It is for Section A – Best Rose in Show.

Century 21 – Tres Ranchos “Perpetual” Horticulture Trophy – This is an award available to Poway Valley Garden Club members only for receiving the most blue ribbons in the Horticulture Division.

Horticulture Classes

Poway circa 1900

SECTION A – ROSA Wild Roses

If properly named, eligible for **Award of Merit**.

Eligible for the **Mary Sokach Memorial Award**.

Stems must have at least two leaf nodes above water line.

Class:

1. Hybrid Tea – One bloom per stem, no side buds.

Two entries per subclass .

- a. White or near-white
- b. Yellow
- c. Yellow-blend
- d. Mauve
- e. Apricot, apricot-blend
- f. Orange, orange-red, orange-pink, orange blend
- g. Pink
- h. Red
- i. Red-blend
- j. Lavender
- k. Any other hybrid tea

2. Grandiflora - One bloom or spray.

Two entries per sub class color.

- a. White
- b. Yellow
- c. Orange or orange blend
- d. Pink and pink blend
- e. Red and red blend
- f. Lavender
- g. Any other grandiflora



SECTION A Continued – **ROSA**

Class

3. Floribunda or Polyantha—One bloom or spray. Two entries per sub-class.
 - a. White
 - b. Yellow
 - c. Orange and orange-blend
 - d. Pink and pink-blend
 - e. Red and red-blend
 - f. Lavender
 - g. Any other floribunda or polyantha
4. Miniature, any color—One bloom or spray. Two entries per sub-class.
5. Climber, any color —One bloom or spray. Two entries per sub-class.
6. Any other rose—One bloom or spray. Two entries per sub-class.

SECTION B – IRIDACEAE **Blue Eyed Grass**

If properly named, eligible for the **Award of Merit**.
One stalk per entry. Two entries per class/sub-class.

Class

7. Tall Bearded
 - a. Amoena – White standards, colored falls
 - b. Bicolor – Different colored standards and falls
 - c. Bitone – Standards/ falls two shades, same color
 - d. Blend – Combination of two or more colors
 - e. Plicata – Marked with stitching, stipples, dots or sanded patterns
 - f. Self – Standards and falls same color
 - g. Rebloomer - Blooms more than once a year
 - h. Reverse Amoena – Colored standards, white falls
 - i. Any other Tall Bearded
8. Beardless
9. Dutch Iris
10. Watsonia
11. Any other Iris species not listed

SECTION C – SUCCULENTS

Waterwise

If properly named, eligible for **Award of Merit**.

One plant per container, not to exceed 14" diameter. May be double potted and top dressed.

Two entries per class or subclass.

Exception #17—see below.

Class

12. Agavaceae
13. Crassulaceae
 - a. Aeonium
 - b. Crassula
 - c. Echeveria
 - d. Kalanchoe
 - e. Sedum
 - f. Sempervivum
14. Euphorbiaceae
15. Liliaceae
 - a. Aloe
 - b. Haworthia
 - c. Any other Lilaceae
16. Any other Succulent



17. Planter

A planter is a group of different plants growing together in a container for artistic effect. It is not a landscape and no accessories are permitted.

Any container, with a maximum of 14" in diameter, may be used as long as it is in proportion to the plant material. May have top dressing. Suggest 5 or more plants per container.

Two entries/planters are permitted per exhibitor.



SECTION D – VEGETABLES, FRUITS AND BERRIES Fruits of Our Labor

If properly named, eligible for ***Award of Merit***.

Specimens and fruits to be displayed on a white paper plate provided by club.

Three specimens per entry.

Two entries per exhibitor allowed.

Class

18. Any root vegetable
19. Any vine vegetable
20. Any other vegetable
21. Citrus
 - a. Grapefruit (*C. X. paradisi*)
 - b. Lemon (*C. Limon*) or Lime (*C. limetta*)
 - c. Orange (*C. sinensis*)
 - d. Tangerine
 - e. Any other
22. Avocado
23. Any other fruit
24. Nuts or berries

SECTION E – ANNUALS AND BIENNIALS Bloomers

If properly named, eligible for the **Award of Merit**.

Three cut stems per entry per class.

Two entries per exhibitor per class.

Class

25. Marigold (*Tagetes*)
26. Nasturtium (*Tropaeolum majus*)
27. Pansy (*Viola*)
28. Pot Marigold (*Calendula officinalis*)
29. Snapdragon (*Antirrhinum majus*) 1 spike
30. Stock (*Matthiola*) 1 spike
31. Sweet Pea (*Lathyrus odoratus*) 1 spike
32. Any other Annual
33. Any other Biennial

SECTION F – PERENNIALS Perennial Stampede


If properly named, eligible for **Award of Merit**.

One cut stem per entries per class, properly displayed.

Two entries per class.

Class

34. Alstroemeria
35. Bird of Paradise (*Strelitzia*)
36. Delphinium
37. Dianthus
38. Chrysanthemums (asters, daisies, etc.)
39. Penstemon
40. Poppy (*Papaver*)
41. Pride of Madeira (*Echium*)
42. Salvia
43. Statice (*Limonium*)
44. Any other spike form
45. Any other spray form
46. Any other flat, round or sculptured form





SECTION G– TREES AND SHRUBS Hoedown

If properly named, eligible for ***Arboreal Award***.

One specimen- 12”– 30” in length per entry.

Two entries per class or sub-class.

Class

47. Flowering branch of shrub
 - a. Camellia
 - b. Lilac (Syringa)
 - c. Hibiscus
 - d. Hydrangea
 - e. Tea Tree (Leptospermum)
 - f. Proteaceae
 - g. Any flowering shrub, not in flower
 - h. Any other flowering shrub

48. California Native Plants
 - a. Trees
 - b. Shrubs
 - c. Annual or Biannual in bloom

Division 2 - Design

1. Flower Show General Rules apply.
2. Plant material need not have been grown by the exhibitor. The design must be the work of one individual.
3. Only one entry is permitted by an exhibitor in each class.
4. Reservations are required for all classes: deadline is April 10, 2011.
Call Design Chair for more details.
5. All designs must contain some plant material. No artificial flowers, foliage, fruit or vegetables are permitted. Fresh plant material may not be treated to enhance the natural fresh condition of material in any manner. Dried or glycerolized plant material or contrived flowers made from recognizable plant material are permitted, except where prohibited by the schedule. Cut fruits or vegetables must be properly sealed.
6. Drapes and/or underlays are permitted in all classes.
When using accessories any religious symbols must be displayed in a respectful manner and in accordance with policies of local religious organizations.
USA and other national flags must be displayed in accordance with proper flag etiquette.
7. Class titles are intended to stimulate the imagination, not be taken literally.
8. Exhibitors must list properly named plant material on a 3" by 5" card. Place card with entry card.
9. If a designer is unable to fulfill assignment, it is their responsibility to find a replacement.

Design Scale of Points

Conformance (to schedule requirements).....	20
Design (elements, principles).....	42
Artistic Concept (selection and/or organization).....	12
Expression (interpretation of class by exhibitor).....	10
Distinction (marked superiority in all respects).....	16
	<hr/>
	100

Top National Design Awards

Award of Design Excellence - This award may be offered to the highest scoring exhibit in the entire Design Division entered by a single exhibitor. It is represented by a rosette of gold ribbons.

Petite Award – This award may be offered in Section A to a blue ribbon winner scoring 95 points or higher. Size and plant material must conform to the requirements listed in the schedule. It is represented by a small rosette of blue and white ribbons.

Table Artistry Award – This award may be offered in Section B to a blue ribbon winner scoring 95 points or higher. It is represented by a rosette of burgundy ribbons.

Tricolor Award. This award may be offered in Section C to the highest scoring blue ribbon winner with at least 95 points or higher. It is represented by a rosette of red, blue and yellow ribbons.

Sweepstakes Award. This may be awarded to the exhibitor receiving the most blue ribbons in the Design Division. In the event of a tie, red ribbons will be counted. It is represented by a rosette of green and white ribbons.



Poway Valley Garden Club Award

Marjorie Bullinger Memorial – This award is available to Poway Valley Garden Club members only, and is awarded to the highest scoring design in the Novice Class.



Design Classes

How It Was

SECTION A **Old #3** Eligible for the *Petite Award*.

Class

1. **Engine**
A creative miniature design of fresh and/or dried plant material not to exceed 8" in all dimensions. Staged on a light brown pedestal with a square top. The pedestal will be provided by the club.
2. **Box Car**
A creative miniature design of fresh plant material not to exceed 5" in all directions. Staged on a light brown pedestal with a square top. The pedestal will be provided by the club.
3. **Caboose**
A creative miniature design of fresh and/or dried plant material not to exceed 3.5" in any dimension. Staged on light brown pedestal with a square top. The pedestal will be provided by the club.

SECTION B - *Dining in Poway*

Eligible for *Table Artistry Award*.

Designer has complete freedom in choice of plant material.

Class

4. **Turn of Century Elegance**

Functional table design for *one* celebrating the “*Spring Season*”.

Must include a decorative unit. Staged on 1/4th of an oval dining table in the Nelson House. Approximate space 30” x 20”. A white tablecloth will be provided by the club. A niche 24” tall will divide the table into quarters.

5. **Picnic Lunch—Chuck Wagon Style**


This design is an artistic arrangement of table components.

The overall design provides a creative effect without consideration for functional placement. The design will be placed in the kitchen of the historic Nelson House. This entry is considered as an Exhibition Table, Type II. It must include some floral material placed where needed to repeat color and carry rhythm of overall design and to express the degree of formality. Contact Design Chair for space available and location for each design.

6. **Mother’s Day**

Breakfast tray for Mother’s Day. Staged in the front bedroom of the Nelson House on the bed and adjacent furniture.

The design must fit on the tray. A floral component must be part of the design.





SECTION C

City in the Country

Eligible for the *Tricolor Award*.

7. Deputy

Novice Designers only. (A novice is one who has never won a blue ribbon in the Design Division in a NGCI sponsored Flower Show.) Designs will be placed in the living room of the historic Nelson House. Designer's choice of style. Consult Design Chair for space requirements and additional style concerns.

8. Posse

Hanging Type I design eligible for the Tricolor Award. Manufactured products made from plant material allowed. Plant material should dry successfully in place.

Designs will be placed on the doors of:

1. Nelson House, front door
2. Nelson House, back door
3. Porter House, Rangers Office
4. Door of Templars Hall.

Provide a loop for hanging. These designs are to be donated to Old Poway Park, and should remain in place. Doors are 30" wide by 7' tall.

Ask Design Chair for picture of door.

9. Sheriff

A creative design to be placed in Templars Hall.

Space available: 36" wide x 24" deep.

Division 3 Special Educational Exhibits
Gardening Yesterday & Today

These exhibits will be placed on the grass area near Templar's Hall. One 6' table will be set up for each exhibit.



A. Make a miniature garden!

Plant succulents in a small container. Activity aimed at kids of all ages. Container, soil and cutting provided by club members.

B. Plants Native to Poway

Examples of plants and pictures of local native plant gardens. Club members having native gardens will act as resource persons.

C. Making better soil.

Vermiculture demonstration. Come get your worms today! (Cups and starter soil provided.) Actual worm farms will be exhibited. Flyers will detail the correct method to use when feeding a worm bed.



Where the Past is Present

The Old Poway Park Action Committee ensures the authenticity of the park's activities to historic accuracy with the help of the volunteer guilds representing various aspects of early 1900's life. Guild members include the Poway-Midland Railroad Volunteers, who operate and maintain the park's rolling stock; The Poway Historical and Memorial Society, who operate the Heritage Museum and Nelson House; the Poway Arts and Crafts Guild, who demonstrate authentic turn-of-the-century craft and trades; and Poway Historical Plays are dedicated to re-enacting local history. Other groups are the Poway Artists' League, the Poway Iron Group, The Heritage Dancers, and the Pomerado Community Band. Over 400 dedicated volunteers give generously of their time to recreate and preserve Poway's History.

Special events held at Old Poway Park during the year include: An old-fashioned Fourth of July, Christmas in the Park, Music Festivals and various shows and displays. Regular weekend activities include a farmer's market on Saturday mornings, train rides, arts & crafts markets and tours through the Heritage Museum and Nelson House. The City of Poway Community Services Department offers recreational classes during the week. Templar's Hall, Porter House, and the Gazebo can be reserved for weddings, meetings and parties. The green park area is available to the public for picnics on a first-come, first-serve basis.

Old Poway Park is staffed by a Recreational Interpretive Specialist who assists the various guilds in their mission to make local history come alive. The park office is located in the Porter House.

Old Poway Park is a dream come true. As Colonel Porter's wife has said "What the City has done to the property was exactly what my husband had planned."

Old Poway Park

When retired Army Colonel John S. Porter settled in Poway in 1948, he had a dream to revitalize Old Poway and make it a place for folks to come and enjoy the old west. Through the years, Colonel Porter acquired and built the beginnings of a historic village. Included in his dream was the purchase of a 1907 Baldwin No. 3 steam engine and a half mile of track. "The Poway Village & Rattlesnake Creek Railroad" operated during the sixties for special events like July 4th and Pow Wow Days. When Colonel Porter died in 1979 he had not completely fulfilled his dream of a fully operating historic village.

In 1986 the City of Poway purchased the 4.75 acre Porter estate and "Old Cantankerous", the Baldwin steam engine and its rail. The City of Poway undertook the completion of Colonel Porter's dream and built Old Poway Park.

Historic buildings from around Poway were brought to the site and restored. Included are Poway's first assembly hall, the incorporated Order of Good Templar's Hall, and the Nelson House. The two existing buildings, the Porter house and the Hamburger Factory were refurbished. A train barn was built to house the steam engine, a 1938 Fairmont Speeder, ore car, and a 1894 L.A. Yellow Trolley. The Overshiner's blacksmith shop and the gazebo were built on acreage to create a green park for picnics styled after the Teddy Roosevelt's National Park System ideal. The park was opened in July 1993.

Old Poway Park is owned and maintained by the City of Poway.

The Old Poway Park Action Committee (OPPAC) plans and operates its special events and weekly activities.





Poway Valley Garden Club

powayvalleygardenclub.org

Powayvalleygardenclub@hotmail.com

